

# Cheetah Plus HC 66M 360-380 Watt

MONO PERC HALF CELL MODULE


Positive power tolerance of 0~+5W

- Half Cell
- Mono PERC 66 Cell

(Made in China/Malaysia/U.S)



PERC



## KEY FEATURES



### 5 Busbar Solar Cell

5 busbar solar cell adopts new technology to improve the efficiency of modules, offers a better aesthetic appearance, making it perfect for rooftop installation.



### High Efficiency

Higher module conversion efficiency (up to 20.15%) benefit from half cell structure (low resistance characteristic).



### PID Resistance

Excellent Anti-PID performance guarantee limited power degradation for mass production.



### Low-light Performance

Advanced glass and cell surface textured design ensure excellent performance in low-light environment.



### Severe Weather Resilience

Certified to withstand: wind load (2400 Pascal) and snow load (5400 Pascal).

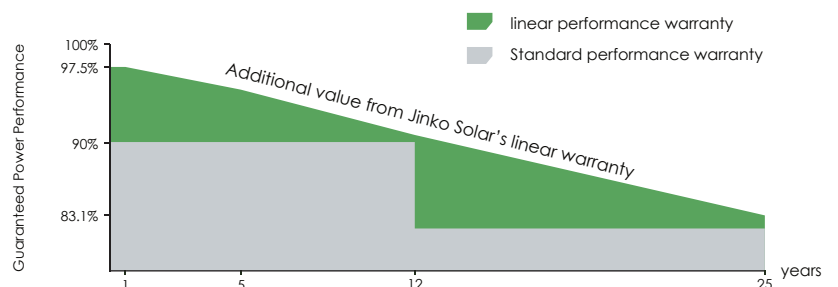


### Durability Against Extreme Environmental Conditions

High salt mist and ammonia resistance certified by TUV NORD.

## LINEAR PERFORMANCE WARRANTY

12 Year Product Warranty • 25 Year Linear Power Warranty



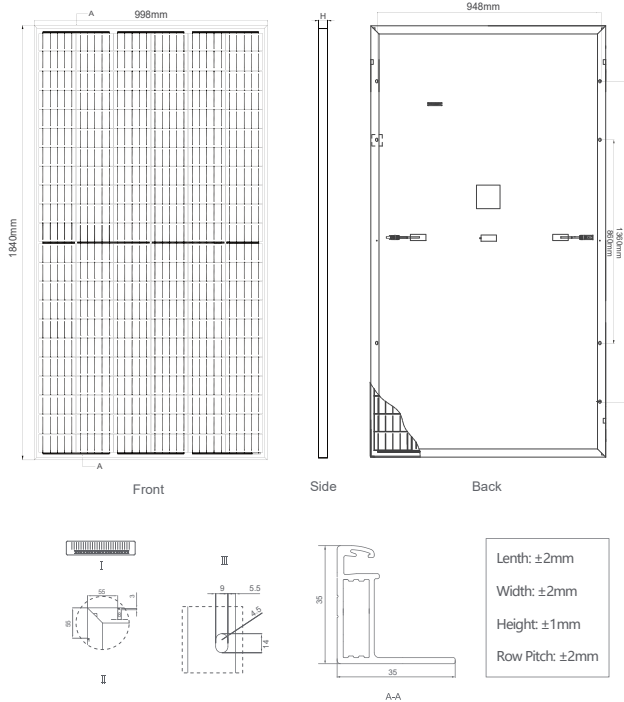
- ISO9001:2015, ISO14001:2015, ISO45001:2018 certified factory
- IEC61215, IEC61730, UL1703 certified product

Nomenclature:

JKMxxxM-66/78H-V

Code	Cell	Code	Certification
null	Full	null	1000V
H	Half	V	1500V

## Engineering Drawings



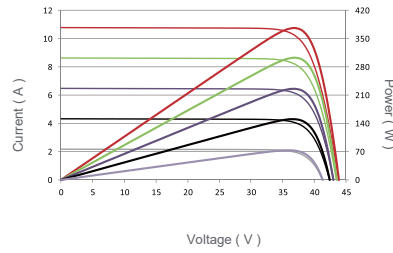
## Packaging Configuration

(Two pallets = One stack)

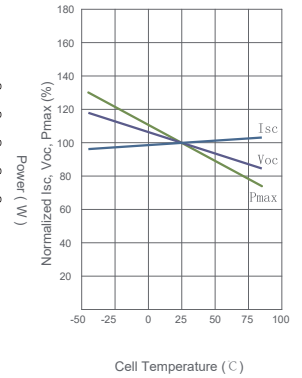
31pcs/pallet, 62pcs/stack, 744pcs/40' HQ Container

## Electrical Performance & Temperature Dependence

Current-Voltage & Power-Voltage Curves (375W)



Temperature Dependence of Isc, Voc, Pmax



## Mechanical Characteristics

Cell Type	Mono PERC 158.75×158.75mm
No. of cells	132 (6×22)
Dimensions	1840×998×35mm (72.44×39.69×1.38 inch)
Weight	20.8 kg (45.86 lbs)
Front Glass	3.2mm, Anti-Reflection Coating, High Transmission, Low Iron, Tempered Glass
Frame	Anodized Aluminium Alloy
Junction Box	IP67 Rated
Output Cables	TUV 1×4.0mm <sup>2</sup> (+): 290mm, (-): 145 mm or Customized Length
Fire Rating	Class C
Connector	JK03M/1B, Genuine MC4

## SPECIFICATIONS

Module Type	JKM350M-66H		JKM355M-66H		JKM360M-66H		JKM365M-66H		JKM370M-66H	
	STC	NOCT	STC	NOCT	STC	NOCT	STC	NOCT	STC	NOCT
Maximum Power (Pmax)	350Wp	260Wp	355Wp	264Wp	360Wp	268Wp	365Wp	272Wp	370Wp	275Wp
Maximum Power Voltage (Vmp)	36.77V	33.34V	36.87V	33.56V	36.97V	33.78V	37.06V	33.99V	37.15V	34.15V
Maximum Power Current (Imp)	9.52A	7.81A	9.63A	7.87A	9.74A	7.93A	9.85A	7.99A	9.96A	8.06A
Open-circuit Voltage (Voc)	43.41V	40.88V	43.49V	40.96V	43.58V	41.04V	43.66V	41.12V	43.75V	41.20V
Short-circuit Current (Isc)	10.34A	8.35A	10.41A	8.41A	10.48A	8.46A	10.55A	8.52A	10.62A	8.58A
Module Efficiency STC (%)	19.06%		19.33%		19.60%		19.88%		20.15%	
Operating Temperature(°C)	-40°C~+85°C									
Maximum system voltage	1000VDC (IEC)									
Maximum series fuse rating	20A									
Power tolerance	0~+5W									
Temperature coefficients of Pmax	-0.35%/°C									
Temperature coefficients of Voc	-0.28%/°C									
Temperature coefficients of Isc	0.048%/°C									
Nominal operating cell temperature (NOCT)	45±2°C									

\* STC: Irradiance 1000W/m<sup>2</sup> Cell Temperature 25°C AM=1.5

NOCT: Irradiance 800W/m<sup>2</sup> Ambient Temperature 20°C AM=1.5 Wind Speed 1m/s

\* Power measurement tolerance: ± 3%  
Voc tolerance: ± 3%  
Isc tolerance: ± 4%  
sorting tolerance: 0~+5W